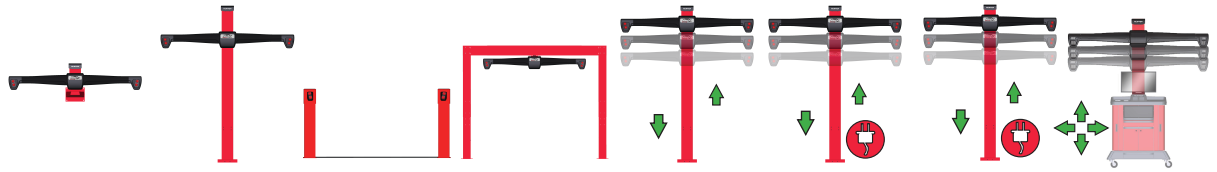


STANDARD FEATURES and ACCESSORIES



	HE421WM3E	HE421FC3E	HE421DT3E	HE421FM3E	HE421ML3E	HE421LC3E	HE421LZ3E	HE421CM3E
Sensor Mount Type	Wall and Ceiling Mount	Fixed Single Column Floor Mount	Drive Thru Fixed Dual Column Floor Mount	Fixed Dual Column Floor Mount	Manually Adjustable Single Column Floor Mount	Electrically Adjustable Single Column Floor Mount	Electrically Adjustable Single Column Floor Mount	Manually Adjustable Mobile Cabinet Mount
Power Requirements	Supplied by console	Supplied by console	Supplied by console	Supplied by console	Supplied by console	120/240V, 2 amp, 1 phase	230V, 1 amp, 1 phase, 50Hz	Supplied by console
TD Targets	✓	✓	✓	✓	✓	✓	✓	✓
QuickGrip Adaptors	✓	✓	✓	✓	✓	✓	✓	✓
Vertical Camera Adjustment					✓	✓	✓	✓
Mobile - Bay-to-Bay								✓
QuickComp	✓	✓	✓	✓	✓	✓	✓	✓
High Resolution Cameras	✓	✓	✓	✓	✓	✓	✓	✓
Customizable Lighted Sign	✓	✓	✓	✓	✓	✓	✓	✓
FIA Compatible	✓	✓	✓	✓	✓	✓	✓	✓
Multiple Target Storage Configurations	✓	✓	✓	✓	✓	✓	✓	✓

SPECIFICATIONS / MEASUREMENTS / ADJUSTMENTS



SPECIFICATIONS	
Metal on Metal Contact	Non-Contact
Weight of Target	6 lbs (2.72 kg)
Profile of Target	9 in. (229 mm)
Installation Time	5 seconds
Rolling Compensation Style	Forward
Camera Resolution	2,608 x 1,952 20,000,000 px
Track Width	80 in. (2032 mm)
Wheel Base	210 in. (5334 mm)
Distance to Wall	66 - 107 in. (1676 - 2718 mm)
Suggested Distance	99 in. (2515 mm)
Short Bay Distance (see site info)	66 in. (1676 mm)
ADJUSTMENTS	
Way Up Way Out WinToe	✓
Wheel-Off Adjustment (WinAlign® 9 or higher)	Optional

MEASUREMENTS	
S.A.I. & Included Angle	✓
Set Back	✓
Max Steering Angle	To Lock*
Live Ride Height	Standard **
Wheelbase Difference	✓
Track Width Difference	✓
Tread Width Difference	✓
Lateral Offset	✓
Rear Set Back	✓
Axle Offset	✓
SBDA	✓**
Body Angle	✓**
Body Wheel Offset & Setback	✓**
Body Roll	✓**

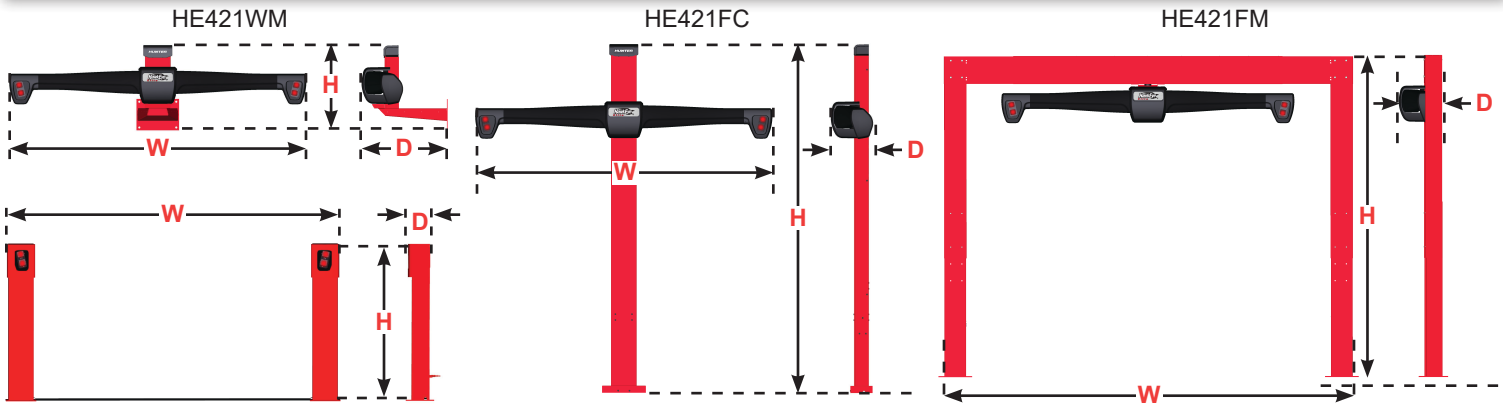
Continued on Page 2

* Max steering angle and toe-out on turns measurements require optional wide-angle targets.
 ** Requires optional ride height targets.

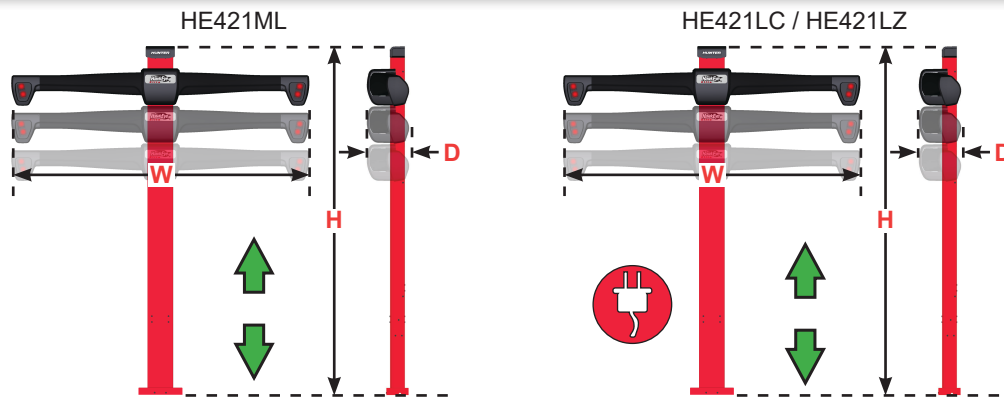
DIMENSIONS / WEIGHTS

	HE421WM3E	HE421FC3E	HE421DT3E	HE421FM3E	HE421ML3E	HE421LC3E	HE421LZ3E	HE421CM3E
Width (W)	105 in. 2667 mm	105 in. 2667 mm	132 in. 3353 mm	162.5 - 205.5 in. 4128 - 5220 mm	105 in. 2667 mm	105 in. 2667 mm	105 in. 2667 mm	105 in. 2667 mm
Height (H)	30 in. 762 mm	122.5 in. 3112 mm	50 in. 1270 mm	85 - 114.5 in. 2159 - 2908 mm	122.5 in. 3112 mm	122.5 in. 3112 mm	122.5 in. 3112 mm	105.5 in. 2680 mm
Depth (D)	15 - 30 in.* 381 - 762 mm*	15 in. 381 mm	11 in. 279 mm	18 in. 457 mm	15 in. 381 mm	15 in. 381 mm	15 in. 381 mm	23 in. 584 mm
Vertical Camera Movement Range	Not Applicable	Not Applicable	Not Applicable	Not Applicable	56 - 113.5 in. 1422 - 2883 mm (from floor)	56 - 113.5 in. 1422 - 2883 mm (from floor)	56 - 113.5 in. 1422 - 2883 mm (from floor)	60 - 95.5 in. 1524 - 2426 mm (from floor)
Shipping Weight	316 lbs 143 kg	442 lbs 200 kg	446 lbs 202 kg	832 lbs 377 kg	527 lbs 239 kg	465 lbs 211 kg	465 lbs 211 kg	545 lbs 247 kg

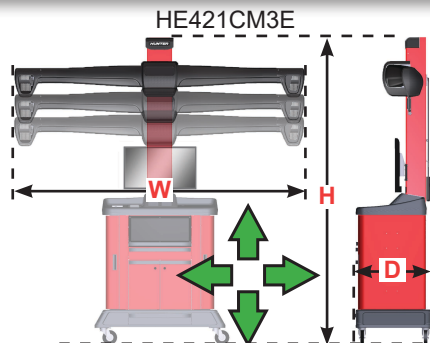
FIXED POSITION CAMERA SENSORS



VERTICALLY ADJUSTABLE CAMERA SENSORS



VERTICALLY ADJUSTABLE MOBILE CABINET CAMERA SENSORS



* Use of Wall Mount Extension Kit 20-2184-1 adds additional 27 - 45 in. (610 - 1143mm) to depth.

Continued on Page 3



CONSOLE COMPATIBILITY

	WA400	WA300	WA200	WA100	WA420E	WA320E
HE421 Sensors	✓	✓	✓	✓	✓	✓
WinAlign® Version Required	V12.1 or Higher	V12.1 or Higher	V12.1 or Higher	V12.1 or Higher	V12.1 or Higher	V12.1 or Higher

Space consideration for storage of accessories and targets: For large and compact consoles, add 29 inches (737mm) to width for TD targets and add 10 inches (254 mm) to depth for rear accessory storage.

If mounting two DSP700T sensors and mini adaptors, add 32 inches to width and 10 inches to depth (front).

If mounting four DSP700T sensors and adaptors, add 32 inches to width, 10 inches to depth (front) and 12 inches to depth (rear).

INCLUDED WITH ALL HE421 SENSORS

Quick-Change Arms



Deep-Wheel Extensions



Target Storage Brackets



Protective Rings for Deep Wheel Extensions



Protective Rings for Quick-Grip Adaptors



TD Targets



QuickGrip Adaptors



For aligner information visit:
www.hunter.com/alignment

For local contact visit:
www.hunter.com/company/findrep.cfm

For general inquiries visit:
www.hunter.com