


RX45KFIS

Flush Mount Lift Rack

SPECIFICATIONS



RX45KFIS Shown (jacks optional)

Power Requirements (for available models)

215E	200/208/230 VAC, 1 phase, 50 HZ, 26 Amp
216E	200/208/230 VAC, 1 phase, 60 HZ, 26 Amp
435E	208/230/400/460 VAC, 3 phase, 50 HZ, 18 Amp (208/230) / 9 Amp (400/460)

Site Specifications (Refer to 7507-TE-05 for full site requirements)

Air Supply Requirements	9-10.3 bar (130-150 PSI)
Minimum Concrete Spec.	76 mm (3 in.) thick, 20,700 kPa (3000 PSI) rating
Maximum Floor Slope	51 mm (2 in.) over 3200 mm (126 in.)

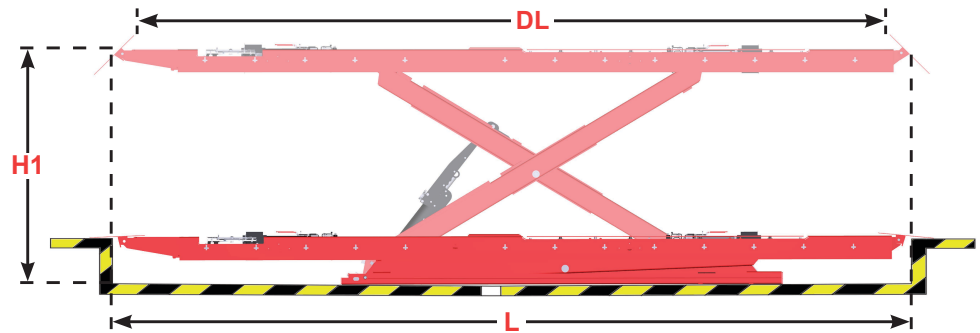
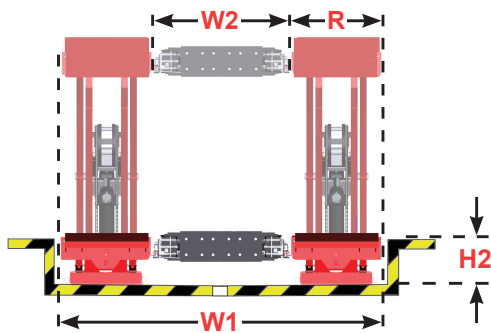
Product Specifications

Max. Vehicle Weight	4500 kg (10,000 lbs.)
Max. Wheelbase	
General Service	4241 mm (167 in.)
Two-Wheel Alignment	4115 mm (162 in.)
Four-Wheel Alignment	4013 mm (158 in.)
Alignment Height	All lock positions
Min. Four-Wheel Alignment	2235 mm (88 in.)
Lifting Speed	1 speed, 55 seconds
Lowering Speed	2 speed, 25 seconds

MODEL FEATURES / DIMENSIONS

Feature	std.	opt.
FIA Fully Integrated Alignment	✓	
POWER SLIDE	✓	
INFLATION STATION	✓	
Two-Speed Lowering	✓	
6000-lb Swing Air Jacks (optional)		opt.

Dimension	
Outside Width (W1)	2248 mm 88.5 in.
Inside Width (W2)	1016 mm 40 in.
Length (L)	5471 mm 215.375 in.
Deck Length (DL)	5093 mm 200.5 in.
Runway Width (R)	610 mm 24 in.
Raised Height (H1)	1829 mm 72 in.
Stack Height (H2)	235 mm to 260 mm 9.25 in. to 10.25 in.



Continued on Page 2

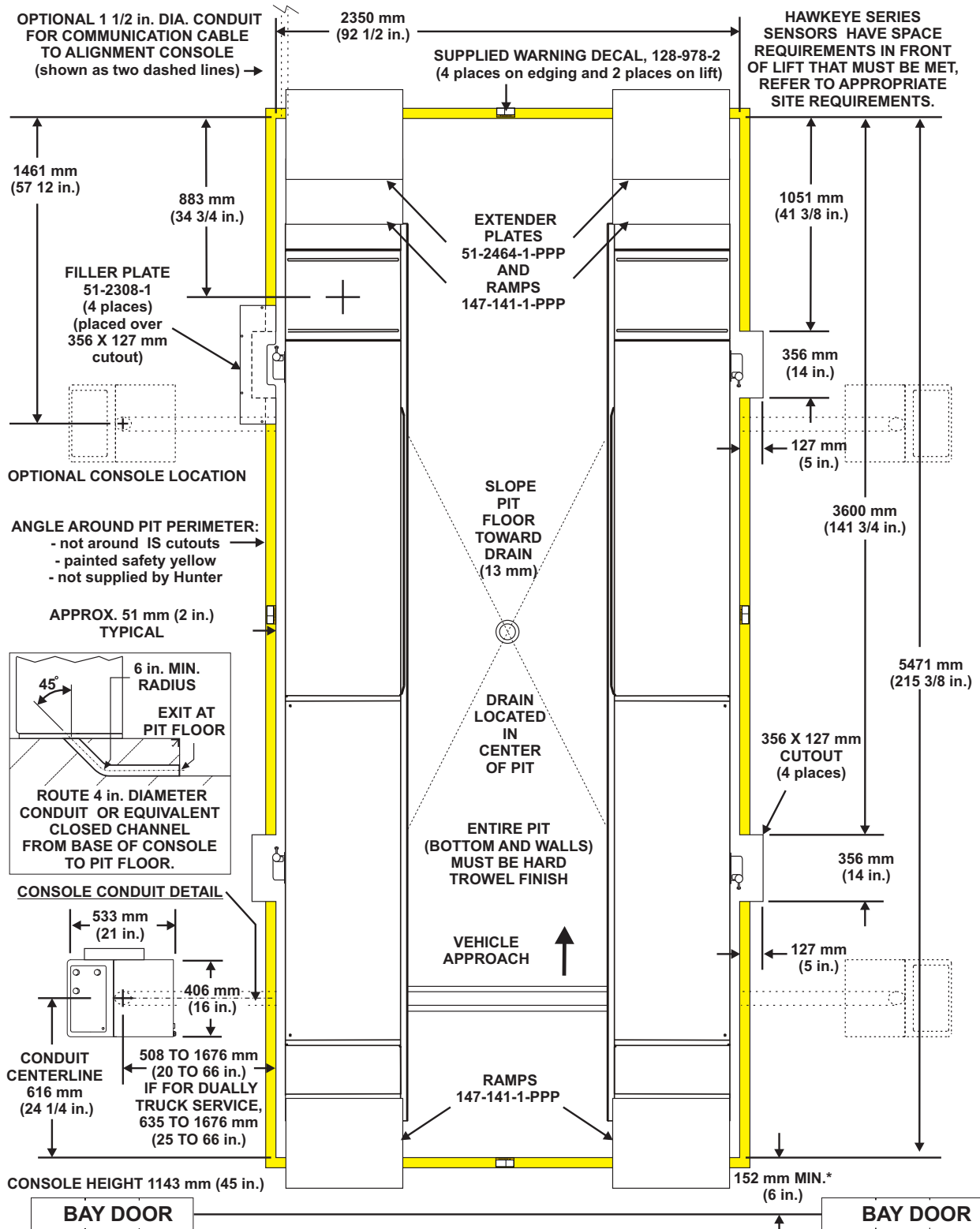
For general inquiries visit:
www.hunter.com

For local contact visit:
www.hunter.com/hunter-international

RX45KFIS

Flush Mount Lift Rack

SPECIFICATIONS (Refer to 7507-TE-05 for construction drawings)



* LONGER VEHICLES WILL NEED TO BE SERVICED WITH THE BAY DOOR OPEN. TO ACCOMMODATE MOST VEHICLES, INCREASE THE SPACE BEHIND THE PIT TO 991 mm (39 in.) OR GREATER.

Dimensions shown are for end result. Tile thickness (if applicable) must be considered before pouring concrete.

Positioning of control console is limited to a maximum space between console and rack of 1676 mm (66 in.) at the approach ramp end and 4877 mm (192 in.) at the turnplate end