



Quick Check Commercial™  
Installation

**NOTE:** See form QM07936-05 for complete information, including environmental specifications and UL certifications.

Site Specifications	
Power Requirements	115/230v, 15 amp* 50/60 Hz 1 ph <sup>1</sup>
Min. Internet Speed w/ BDC	20 MBps down / 20 MBps up (Ethernet cable required)
Min. Internet Speed wo/ BDC	10 MBps down / 3 MBps up (Ethernet cable required)
Operating System	Windows® 10 - 64 Bit
Cable Length	75 ft. / 22 m per tower (Cat5e)
Product Specifications	
Min Req. Light Condition	600 Lux
Test Entry Speed	2 to 8 mph (3-13 km/h)
Shipping Weight	
Quick Check Cabinet (US/CAN)	WU572: 393 lb (179 kg), WU592: 161 lb (73 kg)
Quick Check Cabinet (Intern.)	WU570E:393 lb (179 kg) WU590E:161lb (73 kg)
Quick Check Drive Commercial™	346 lbs (157 kg)

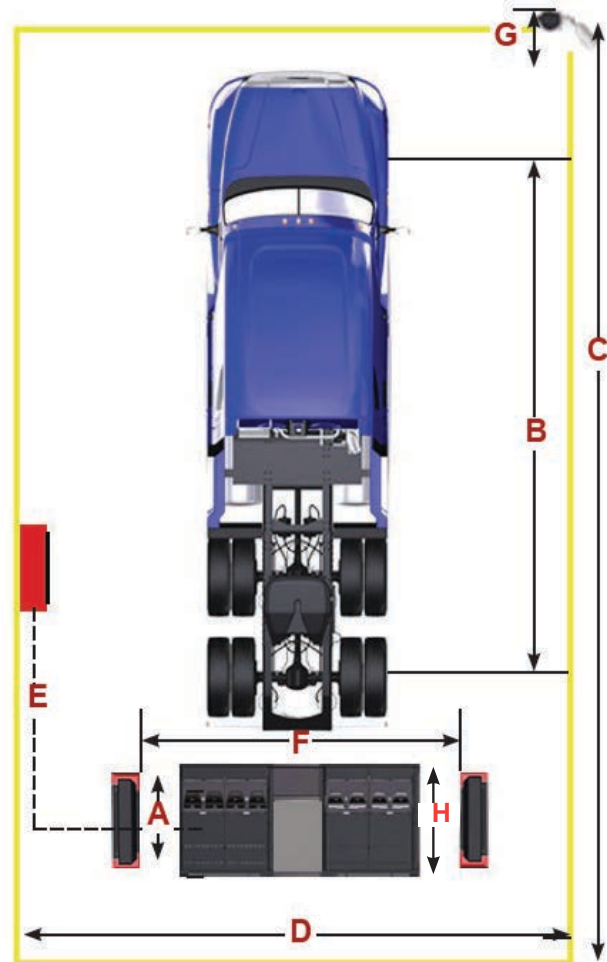
\*Amperage shown is minimal circuit rating.

<sup>1</sup>Isolated ground recommended.

## OVERALL FOOTPRINT

\*Recommended site layout for Quick Tread Heavy™ in-line with Quick Check Heavy Duty™.

- A:** 41in. / 1041 mm. QCHD Footprint Length.
- B:** 265 in. / 6731 mm. Typical Max Wheel-base.
- C:** 78 ft. / 23 m Total Typical Recommended Area Length (including short focal length camera).
- D:** 20 ft. / 6 m Recommended Bay Width.
- E:** 75 ft. / 23 m of communication cables connect console to Quick Tread Heavy™ Cabinet. Add cable as necessary.
- F:** 174 +/- 6 in. / 4420 +/- 152 mm. Tower Spacing, face-to-face.
- G:** Distance from external camera to QCDHD Tower is dependent on many variables. See 7604-T for full details.
- H:** QTH Length 56.5 in / 1359 mm



Continued on Page 2



For inspection information visit:  
[www.hunter.com/vehicle-inspection/](http://www.hunter.com/vehicle-inspection/)

For general inquiries visit:

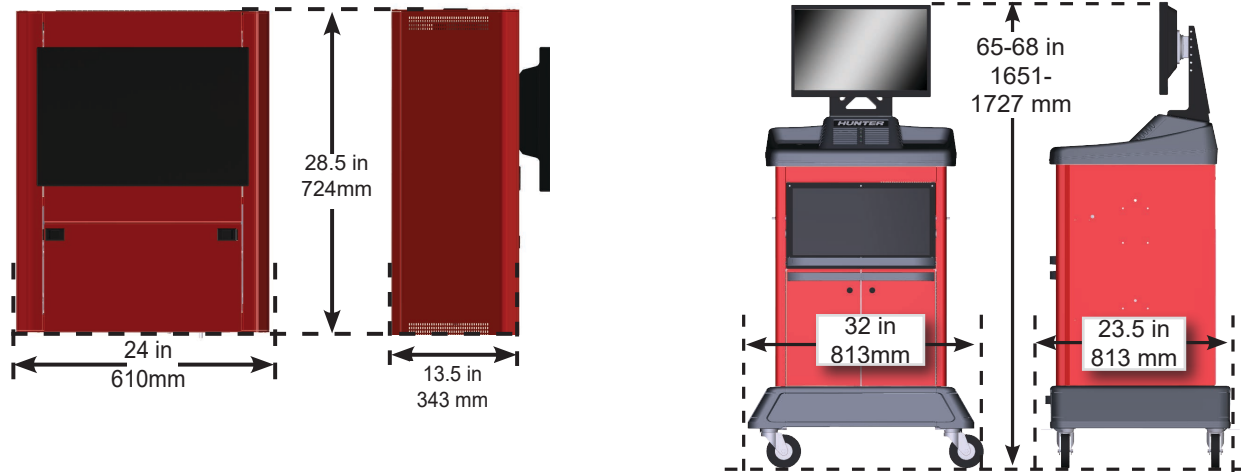
[www.hunter.com](http://www.hunter.com)  
or call  
800 448-6848

For local contact visit:

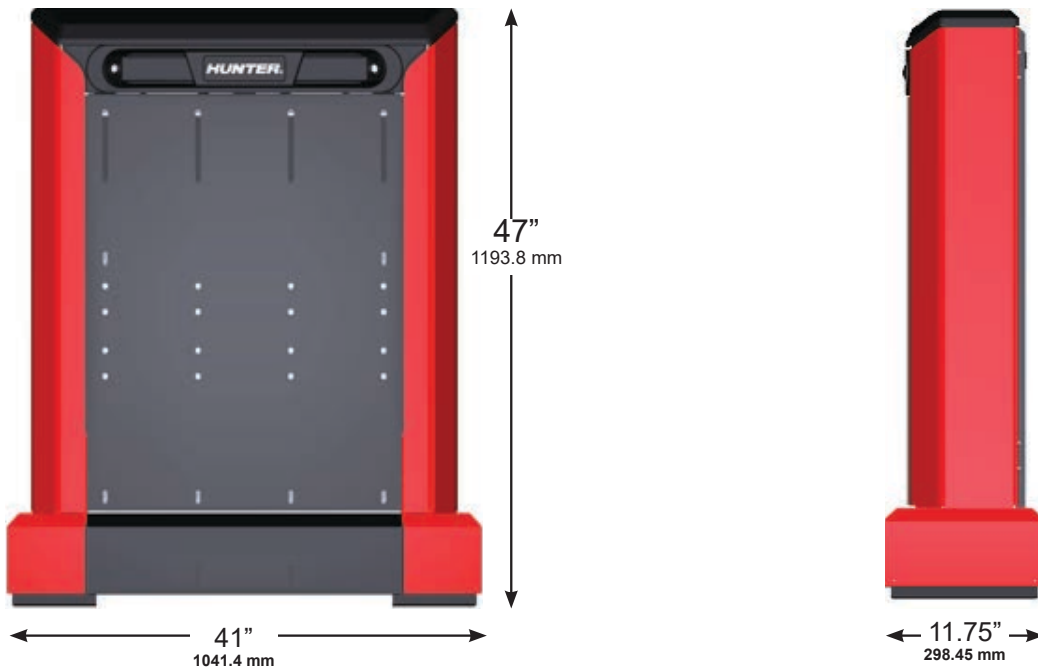
<https://www.hunter.com/contact/>

Form QS07958-00, 09.23 Supersedes Form QS07958-00, 07-21  
Copyright © 2021-2023 Hunter Engineering Company


## QUICK CHECK COMMERCIAL™ CABINET DIMENSIONS



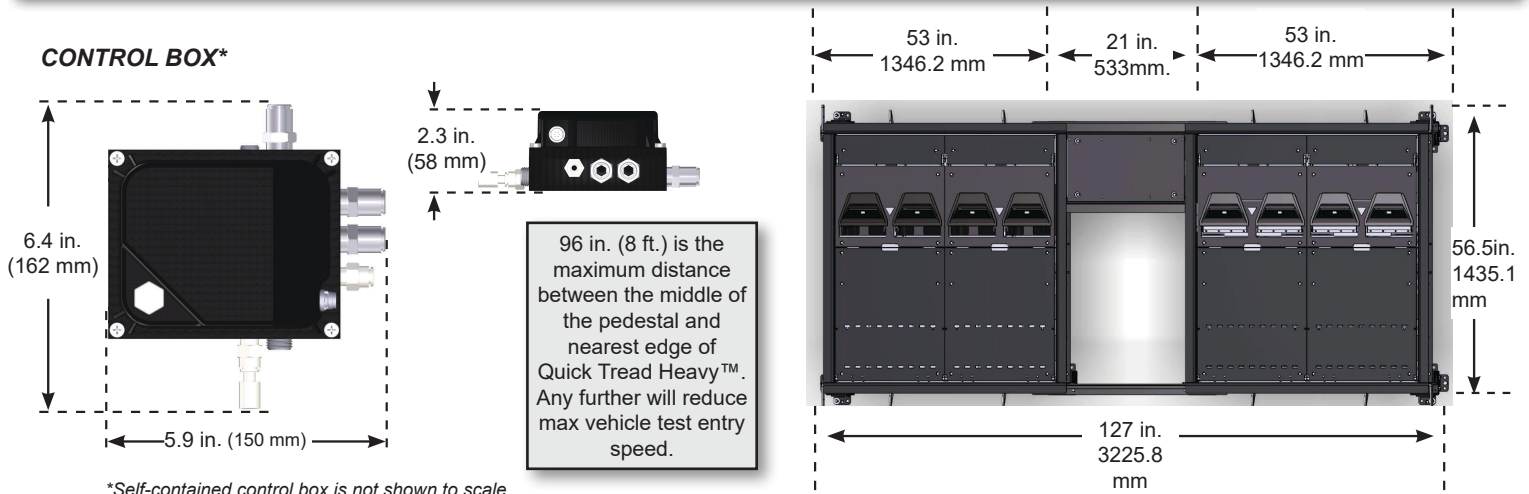
## QUICK CHECK COMMERCIAL™ DIMENSIONS



Example Configuration shown. Actual Pad Size Dependent on vehicle length.



## QUICK TREAD HEAVY™ CABINET DIMENSIONS



## SUBSTRUCTURE SPECIFICATIONS

Recommend contacting local Hunter representative to verify installation prior to pouring concrete. Visit [hunter.com/find-a-rep](http://hunter.com/find-a-rep) or call 800-448-6848.

### SINGLE POUR TUB METHOD

